

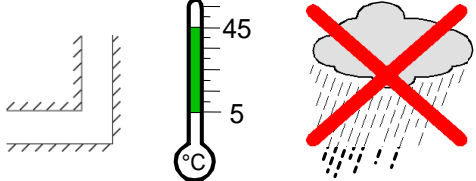
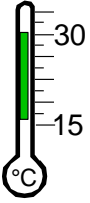
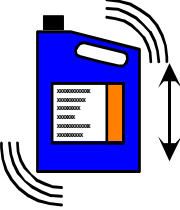
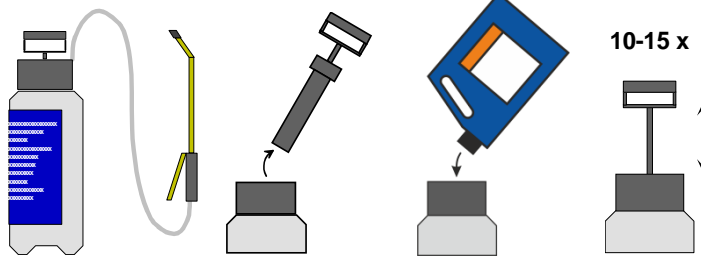
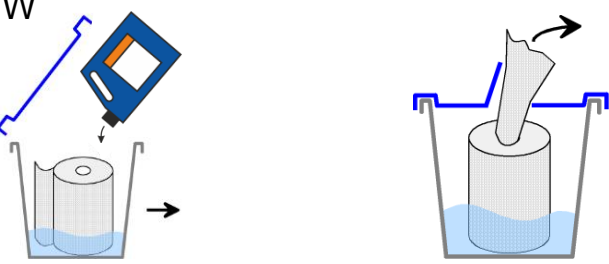
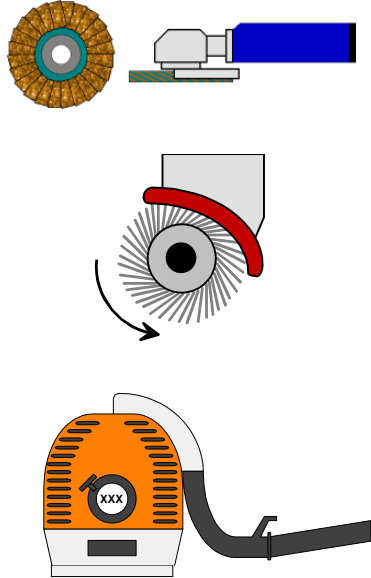
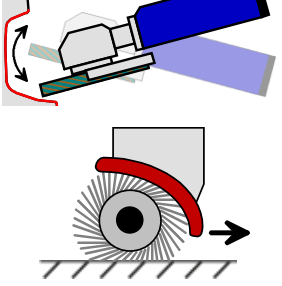
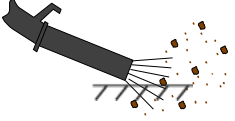
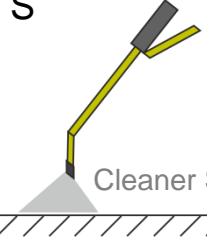
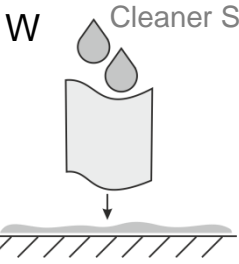
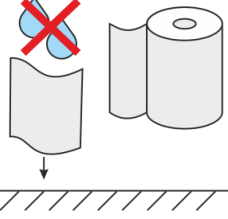

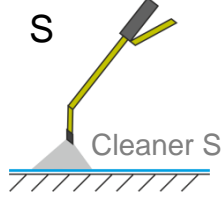
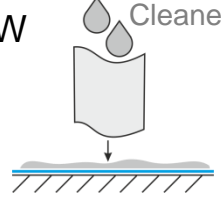
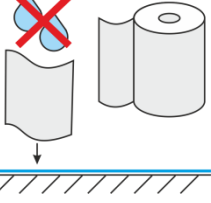



# edilon)(sedra Cleaner S

QUALITY CONTROL	SAFETY	CONDITIONS
		

edilon)(sedra Cleaner S	APPLICATION METHOD	TOOLS for METHOD A
<p>1</p>  	<p>2</p> <p>S</p>  <p>10-15 x</p> <p>W</p> 	<p>3</p> 

<p>A1</p> 	<p>A2</p> 	<p>A3</p> <p>S</p>  <p>W</p> 	<p>A4</p> 
---	---	--	---

<p>B1</p> <p>Primer U90WB</p> 	<p>B2</p> <p>S</p>  <p>W</p> 	<p>B3</p> 
---	--	---

 → PDS Cleaner S

Date of issue: 29 May 2018



edilon)(sedra bv  
Nijverheidsweg 23  
NL-2031 CN Haarlem

P.O. Box 1000  
NL-2003 RZ Haarlem

T +31 / (0)23 / 531 95 19  
F +31 / (0)23 / 531 07 51

mail@edilionsedra.com  
www.edilionsedra.com



User data sheet  
edilon)(sedra Cleaner S

Reference:  
Page:

UDS Cleaner S 081013 rev 05  
1 of 1